



HUSKY ADJUSTABLE LOCKING 5TH WHEEL STABILIZER


Locking Fifth Wheel Stabilizer features screw adjustment to provide fine adjusting of height and applied load for better stabilization. The cup is lockable with the included locking, torque handle to help prevent theft. Reduces side-to-side and fore-to-aft movement of your coach. Designed as stabilizers for 5th wheel trailers with a king pin height of 38 1/2" to 50". Easy to use with a simple, but effective, chain system that links and locks tripod legs to the proper height. These stabilizers work in conjunction with your coach's supporting jacks and are not intended to support the full weight of your coach. Their maximum vertical load rating is 1,250 lbs. Made of rust resistant steel. 1/box.

75203 Adjustable 5th Wheel Stabilizer #75203 30

HUSKY 5TH WHEEL STABILIZER

Reduces side-to-side and fore-to-aft movement of your coach. Designed as stabilizers for 5th wheel trailers with a king pin height of 38 1/2" to 50". Easy to use with a simple, but effective, chain system that links and locks tripod legs to the proper height. These stabilizers work in conjunction with your coach's supporting jacks and are not intended to support the full weight of your coach. Their maximum vertical load rating is 1,250 lbs. Made of rust-resistant steel. Box/1.

76942 5th Whl. Stabilizer #76942 1



RV DESIGNER 5TH WHEEL LANDING GEAR PINS

3/8" pin; fits 7/8" hole. Package of 2. Clamshell.

86802 5th Wheel Landing Gear Pins #E537 24



ULTRA-FAB PRODUCTS ULTRA 5TH WHEEL QUICK PIN

- Bolts on permanently. • Easy to use.
- Quickly adjusts landing gear legs.
- Heavy duty zinc plated steel construction.
- Installs in minutes. • Spring Loaded Pin.
- Lifetime manufacturers warranty. • 2 per box.

Ultra 5th Wheel Quick Pin:

31790 3/8" Ultra-Quick Pin, 2 per box #17-943031 1

31791 7/16" Ultra-Quick Pin, 2 per box #17-943032 1

ATWOOD HEAVY DUTY 5th WHEEL LANDING GEAR LEGS

Atwood's 5th Wheel Landing Gear is the most widely accepted in today's marketplace. Telescoping heavy-duty tubing (2.5", 6.4 cm housing), large foot pads and sturdy mounting hardware mean greater trailer stability and reduced sway. Atwood Landing Gear provides 36" of adjustment. The gear driven extension has 20" of travel and the inner drop tube adjusts an additional 16" for a total adjustment of 36". This manual system has a 3,000 lbs. leg and a 6,000 lbs. system capacity.

76977 HD Landing Gear #75333 1



ATWOOD ELECTRIC MOTOR KIT FOR 5TH WHEEL JACK

12-volt jack motor enables easy conversion of manual to electric operation at any time. Comes complete with wire, on/off switch, and all necessary mounting hardware.

NOTE: purchase #76977 and #71764 for a complete electric jack system.

71764 FWEM Electric Motor Kit for 5th Wheel Jack. #75391 1

Replacement Parts:

66576 Crank Handle, 25" #70983 1

76937 Bevel Gear Kit for Old Style (Contains • Two #70306 Bevel Gear, and • Two #70352 Gear Drive Pin); 18 teeth on each gear. #71258 1

77676 Bevel Gear Kit (Consists of 2 gears: large gear 1 11/16" dia., 16 teeth; small gear 1 3/8" dia., 12 teeth) #75029 1

77695 Gear Kit for 5th Wheel Landing Gear Jack (Both Bevel Gears have 15 teeth) #75030 1

ATWOOD HARDWARE/ BRACKET KITS

FOR THE ELECTRIC BALL SCREW CAMPER JACKS

Swing-Out Kit: To accommodate dual-wheel pick-ups, must be used with a Hardware/Bracket Kit.

71902 Swing-Out Kit (pair), for use with dual-wheel pick-ups, Pure White #85473 1



**BARKER
MANUFACTURING
SNAPS LITE**

SNAPS LITE are spring loaded pins that permit you to hook-up or un-hook your 5th Wheel in less than two minutes. No longer do you have to kneel down in the mud, rain, and dirt to get that darn clevis pin in place. Snaps have eliminated the hard part of the job. Engage and disengage the heavy-duty steel pin with one hand.

- Strong as the original all-steel Snaps
- Install in minutes...
- no tools required
- Lifetime unconditional guarantee



Check The Installation Below... It's A Snap!

1. Block tires so 5th Wheel cannot move either direction. 2. Hitch-up to truck so 5th Wheel legs are free of load. 3. Remove existing pin and place Snaps Lite around leg. 4. Pull plunger and position pin. 5. Permit spring to push pin through holes in both sides of leg. 6. Snap hinged brackets together and lock in place. 7. Repeat operation on other leg and remove RV from truck to put load on legs. 8. Test operation of Snaps Lite and you're set to go!

Snaps Lite, Fits 2-1/2" Square 5th Wheel Legs:

87172 3/8" Dia. Pin, 1lb., For 7/16" diameter holes #31857 10

87171 7/16" Dia. Pin, 1.2lb., For 1/2" diameter holes #31861 10



Ultra-Fab Products, Inc.

**ULTRA-FAB
ELECTRIC TRAILER
TONGUE JACK**

As trailers become larger and heavier, plus with slide-outs now the norm on most, you need a tough trailer tongue jack to match! Ultra features plenty of tongue lifting power using hardened steel gears, making it one of the strongest tongue jacks anywhere. Plus, it includes the exclusive Site-Sites™ night light to provide powerful after-dark illumination. The versatile Ultra will fit both 2" and 2-1/4" posts. Die cast metal top to holds up in extreme hot or cold weather.

Ultra-Fab Electric Tongue Jack:

79093 3000 lbs. #38-944017 1

74081 3500 lbs. #38-944014 1



**HIJACKER
HYDRAULIC
CAMPER JACKS**

Fast pumping mechanism, a cartridge can be easily replaced without unbolting the jack from the camper. Can operate at 50° below zero and uses interchangeable parts with other Hijacker hydraulic jacks. Zinc plated, 2000 lbs. capacity per jack. 36" total lift. Overall length 50-1/2"; tube I.D. 1-5/8", 1-7/8" O.D.; ram dia. 7/8".



Clear dual wheels!
70060 Swing-Out
Bracket extends
3-1/2" on each side.



72892 Box/2 Camper Jacks #HJ001 BOX/2 1

70050 Hijacker Jack, Single #HJ001-S 1

70051 Repair Kit, includes assembled P.A. cartridge #HJ136B 1

70052 O Ring Kit #HJ136A 1

70056 LS US only Release Valves w/out Rings #HJ113 1

70060 Set/2 Swing-Out Brackets #PJ125 1




Ultra-Fab Products, Inc.

**ULTRA-FAB
UNIVERSAL TONGUE
JACK COVER**

Weatherproof to keep your jack looking brand new, protects it from the elements to prolong life span of jack, universal so cover fits all jacks. Designed for electric jacks only.

Jack sold separately



86661 Tongue Jack Cover #38-944020 1

**VALTERRA
TRAILER TONGUE JACK STAND**


Holds up to 10,000 lbs. safely. The tongue jack stand eliminates the use of heavy wood blocks. Made of a special polycarbonate material. Weighs only 2 lbs. and stores easily. 5 5/8" dia., 8 3/8" H.

76621 Jack Stand #A10-0900 12



**ATWOOD
POWER JACKS**

Atwood Power Jacks make positioning a trailer hassle-free. Just push a button to quickly and effortlessly raise or lower the trailer into position with complete control. The Atwood jack cannot change position until powered, giving you complete control over jack and trailer movement at all times. They are ideal for long-term storage—unaffected by



temperature variations, providing solid, consistent performance regardless of the weather. The rugged 12VDC electric gear motor easily lifts heavy loads and is proven in years of RV use under adverse conditions. The motor is protected by a durable high-density, white polyethylene cover. These jacks are permanently lubricated for years of trouble-free use.

The **Standard Power Jack** uses 2 3/16" tubing, fits most 2 5/16" couplers and has a lifting capacity of 2500 lbs. The **Deluxe Power Jack** also uses 2 3/16" tubing, fits most 2 5/16" couplers and has a lifting capacity of 2500 lbs. plus features a courtesy light to ease your hooking and unhooking in the dark, and adds a manual override that is accessible without removing the cover. (Handle included). The **Heavy-Duty Power Jack** has the same features as the deluxe power jack plus the advanced technology of a ball screw to give it a 3500 lbs. lifting capacity.

79252 Standard Power Jack, 2500 lbs., A: 24-7/8" #80511 1

72821 Deluxe Power Jack, 2500 lbs., A: 24-7/8" #80515 1

79258 Heavy Duty Power Jack, 3500 lbs., A: 24-7/8" #80530 1

Atwood Power Jack Replacement Parts:

79275 Top Cover, Deluxe Style, White #87595 1

72817 Handle: Power Jacks, Acme and electric Ball Screw Jacks #87891 1



Husky Brute Power Jack

Introducing the Brute. Now you can have all the best features of a variety of other power jacks plus more, all built into a Husky-tough, Husky-convenient power jack.

MORE FOR YOU

The Husky Brute is loaded with features not found on some other power jacks. The Brute is **powerful**, with a capacity of up to 4,500 lbs. for Model HB4500 (3,000 lbs. for Model HB3000). It's **fast**, with a travel speed of 10 inches in as little as 38 seconds. It **does the job**, with an 18 inch full stroke and 6 inch drop down leg. It's **tough**, with hardened steel gears. It's **secure**, with weather protected switches and a water resistant enclosure. It's **versatile**, fitting all A-Frame couplers. It's **economical**, with a low 25A draw at rated load (HB4500) or 15A (HB3000). And it's **convenient**, with three LED work lights, a built-in connector storage bracket not found on any other power jack, and a 30A circuit breaker. Model HB4500 also includes a level.

LESS FRICTION

The Brute is the only power jack in its price range that has a ball screw, which reduces friction compared to the ACME screw used on some other brands. The ball bearings roll through the threads on the Brute's shaft and nut.

- Allows the motor to work less
- Draws less amperage
- Creates less heat
- Reduces noise
- Increases motor and jack life.

BRUTE FEATURES (Models HB4500 & HB3000)

- 6" Adjustable Drop Down Leg (except Model HB3000/2) — Reduces time to set jack, reduces wear on motor
- 3-Sided LED Light System — Illuminates entire area; side lights angled to spring bar hook-up area
- Quiet Design - Low noise level during operation
- 2-1/4" Outer Tube Dia. (Models HB4500 & HB3000) — Fits all 2-1/4" A-frame couplers
- Weather Resistant Trailer Connector Storage Bracket
- Durable Hammer Gray Finish
- 18" Stroke
- Speed of 10" in 38 Seconds (HB4500; HB3000 = 43 sec.)
- Ball Screw Increases Jack Speed, Reduces Friction
- 4,500 lbs. of Lifting Power (HB4500; HB3000 = 3,000 lbs.)
- 12 Volt Operation
- Hardened Steel Gears
- Water Resistant Motor and Gear Housing
- Soldered Connections
- Kit Includes:
 - 3 Star Washers
 - Manual Crank
 - Brake Release Handle
 - Level (Only included w/ HB4500)
 - 30 Amp Circuit Breaker
 - Power Supply Line — 6 Feet of 10 Gauge Wire
 - Instructions
- 5.5" Dia. Foot Pad
- 25 Amp Circuit Breaker
- Internal Grounding

BRUTE SPECIFICATIONS

- 4,500 lb. Capacity (Model HB4500); 3,000 lb. Capacity (Model HB3000 & HB3000/2)
- 18" Full Stroke
- 6" Drop Down Leg (except HB3000/2)
- Travels as fast as 10" in 38 seconds (HB4500)
- 2-1/4" Jack Diameter (HB3000/2=2")
- 6' 10-ga Power Lead
- 3 LED Work Lights
- 30A Circuit Breaker
- Amp Draw at Rated Load 25A (HB4500); 15A (HB3000)
- 1 Year Husky Warranty.

Husky Brute Power Jack	Part #
Model HB4500 Brute Jack, 4,500 lb. Capacity (includes level)	87247
Model HB3000 Brute Jack, 3,000 lb. Capacity	87248
Model HB3000/2 Brute Jack, 3,000 lb. Capacity	87489



LED work lights are aimed rearward at the hookup brackets in addition to the coupler. Note the built-in connector storage bracket.


Model HB3000/2 Features

- 2" Outer Tube Dia. (Model HB3000/2) fits all A-Frame Couplers
- A slimmer version, with all the features of Model HB3000, except the drop down leg
- 3,000 lbs. of Lifting Power
- 5.5" Dia Foot Pad



HB3000/2 Foot

The new standard in RV power jacks!



Ball Screw (The Brute)




ROLLING FRICTION vs. SLIDING FRICTION
The Brute features a ball screw which reduces friction compared to the ACME screw used on some other brands. The balls roll through the threads on the Brute's shaft and nut.



ACME Screw (some other brands)

RIECO-TITAN PRODUCTS

Making Life Easier



Wireless Remote Controlled Electric Jack

Rieco-Titan Products has been making your camping experience easier for over 50 years. We are the only company to make all styles of jacks.

Our camper jacks include:

- *1000 lb. Mechanical Tripod Jacks
- *2000 lb. Mechanical Tripod Jacks
- *2000 lb. Mechanical 4-Corner Jacks
- *2000 lb. Hydraulic 4-Corner Jacks
- *2500 lb. Wireless Remote Controlled Electric Jacks



WIRELESS REMOTE CONTROLLED ELECTRIC JACK

This electric jack features a new wireless remote control that operates both wireless and wired. One button will raise and lower all jacks (or each jack independently or any combination) Includes coded security control. Remote on/off panel with built-in 15 minute auto shutdown for safety purposes. Specially engineered for long life and trouble-free operation. Its heavy-duty construction allows for 2500 lb. capacity per jack. Features a 36" plus lift which is the most in the industry along with a head that swivels 360° for ease of installation. Other features include 4 dual green/red leds to easily see jack up/down actuation, 8 fuses easily accessible from outside of control box, large footpad for added stability. Set includes mounting brackets, hardware and wire connectors. Arctic White.

70292 Wireless Remote-Controlled Electric Jacks, Set/4 #56032 1

60 AMP CIRCUIT BREAKER

Thermal self-resetting 12 volt 60 amp circuit breaker (not shown).


S/O 60 Amp Circuit Breaker #REL-60CB



RIECO ELECTRIC CONVERSION KIT WITH WIRELESS REMOTE

Easily convert your Rieco-Titan or Atwood mechanical four jack system to a powerful electric wireless remote controlled system. Kit includes the same wireless remote control featured in our electric jack system, receiver, 4 power heads and mounting hardware.

S/O Electric Conversion Kit with Wireless Remote, Set/4 #56103



TRIPOD JACKS

Precision engineered and rugged, all steel zinc plated construction for long life and trouble-free operation. Features a "Won't Slip Off" crank and free floating grip handle for easy, comfortable cranking. Extra strong 3-leg tripod with large area pads minimize soft, "sink-in" problems. The tripod presents a compact package for easy storing. Each jack in set comes with a #1 bracket and hardware. Use 3 standard jacks for campers 1500 lbs. or less; 3 heavy duty or 4 standard jacks for campers under 2300 lbs. 4 heavy duty jacks will handle the weight of any size camper.


- 70283** 3/Set Std. #TST1000-3Z1 1
- 70284** 4/Set Std #TST1000-4Z1 1
- 77326** 1-Repl. Std #TST1000-1Z1 1
- 70285** 3/Set HD #THD2000-3Z1 1
- 70286** 4/Set HD #THD2000-4Z1 1
- 77325** 1-Repl. HD #THD2000-1Z1 1

TRIPOD JACK LIFT EXTENSION

As trucks get higher and higher, will your Rieco-Titan Tripod Jacks still work? No problem with a Lift Extension, which raises the lift height 8" per jack. For 4-W or high off ground trucks. Easily inserts between tripod tube and jack post. For use with 4-jack systems only. Zinc plated.

Tripod Jack Lift Extension:

- 73126** For 2000#, HD #THD-227 1



HYDRAULIC JACKS


Easiest manually operated jack system. Heavy-duty construction, 2000 lb. capacity per jack, zinc-plated steel tubing. Nylon guides are used between telescoping tubes for trouble-free operation. Easily replaceable seals if ever required. A no-creep travel latch and a thumb screw to ensure against creeping while traveling. Includes brackets, hardware and one handle. 36" lift; 53" length, 36" extension, 89" overall.

Hydraulic Jacks, Set of 2:

- 77738** Arctic White #RHY2A3S 1
- 70150** Zinc #RHY2Z3S 1

Hydraulic Maintenance Kit:

- 79885** Seals and parts to rebuild 2 jacks #RMK-2 1



Mechanical 4-Corner Jacks, Pair:

- 70287** Arctic White #TFC2A3W 1
- 70288** Colonial White #TFC2C3W 1

DRILL ADAPTER

Easily raise and/or lower your jacks with the use of your 3/8" or 1/2" power drill. Reduce the fatigue of cranking with the drill adapter with the no-slip shank. Can be used on all RTP tripod jacks and mechanical 4-corner jacks. Zinc plated.

- 73131** Drill Adapter #TST-129 1



MECHANICAL 4-CORNER JACKS

These heavy-duty steel jacks are of durable construction. They include large heat-treated gears, four bearings and heavy walled tubing. 2000 lb. capacity per jack. Features a full 36" plus lift (most in the industry) and a large foot pad for added stability. The handle won't slip off when in use, but is easily removed. Includes heavy-duty corner brackets and hardware.



HYDRAULIC JACK REPLACEMENT PARTS

- 70075** LS Elkhart only T-Bracket, 14" Std. #RHY-11Z 1
- 70076** LS Elkhart only Handle Only #RHY-16 1
- 70077** C-Clamp #RHY-12Z 1
- 70078** LS Elkhart only Stainless Bale #RHY-69S 1
- 70061** Stainless Bale Large, fits Jacks #961 #RHY-69L 1
- 33987** Thumb Screw #RHY-14 1



DUAL WHEEL BRACKETS FOR TRIPOD JACKS

The extended bracket bolts in place of an existing bracket. It adds 3-1/4" per side. The box extension bolts between existing bracket and jack. It adds 6" per side. Both items are sold in pairs. Zinc plated.

- S/O Extended Brackets #TST-125-2
- 73129** LS Elkhart only Box Extension #TST-126-2 1

HI-STRENGTH DOUBLE EXTENDED BRACKETS

This bracket adds over 6-1/2" more per side, than the existing brackets, and is HI-Strength steel. This item is sold in pairs. (Not shown).

- S/O Hi-Strength Brackets #TST-128HS-2

SWING-AWAY BRACKETS

Swing-away brackets bolt onto existing corner bracket, allows jacks to ride inboard for traveling, swings out for unloading and adds 4" clearance per side for wide fender and dual wheels. Sold in Pairs. For use with Rieco-Titan and Atwood Mechanical 4-Corner, Hydraulic and Electric jacks.

- S/O Swing Bracket, Zinc #RSB-2Z
- S/O Swing Bracket, Artic #RSB-2A



CAMPER WIRING INSTALLATION KIT

Everything needed for wiring a camper to complete the installation of an electric jack system.

- S/O Camper Wiring Kit #REL-1K



**BARKER
VIP POWER JACKS**

Value Plus Incredible Performance!

VIP 3000 Power Jack

- 3,000 lbs. Lifting Capacity;
- 2" Diameter Outer Post

VIP 3500 Power Jack

- 3,500 lbs. Lifting Capacity;
- 2-1/4" Diameter Outer Post

Both VIP Jacks Feature:

- 18" Stroke • Night Light • Level • Attached Foot Pad • Powder Coated and Plated
- 1 Year Warranty • Emergency Crank-Thru Head
- Emergency Crank Included • Sealed Weatherproof Inner Tube
- 10 Gauge Hook-up Wire Meets RVIA Standards.

VIP Power Jack:

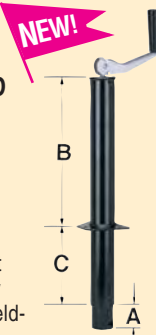
86347 3,000 lbs. Capacity #30826 1

86348 3,500 lbs. Capacity #30828 1

**ATWOOD
TOP-WIND
A-FRAME
JACK**

An A-Frame jack with triangular brackets that provide easy bolt-on or weld-on mounting. Casters or feet (not included) quickly install on jack ram. Black.

Atwood Top-Wind A-Frame Jack:
70097 1,000 lb. Cap.;
 A=2.6" Retracted, 17.7" Extended;
 B=13.6"; C=6.0"
#80009 1



**Atwood
ATWOOD
SIDE-WIND
A-FRAME
JACKS**

A-Frame jacks with triangular brackets, provide easy bolt-on or weld-on mounting through A-Frame couplers. Casters or feet (not included) install on jack ram.

Side-Wind A-Frame Jack:

70098 Jack, 1,000 lbs. #80000 1

70100 Jack, 2,000 lbs. #87510 50

Side Wind Jack Accessories

75006 15-Point Gear Kit for 1000 lb. Jack #25524 1

75008 12-Point Gear Kit for 2000 lb. Jack #81480 1



TOPWIND AND SIDEWIND A-FRAME JACKS



JACK ACCESSORIES



TOPWIND AND SIDEWIND A-FRAME JACKS

Order #	Mfr. #	Description	Capacity	Handle Wind Style	Travel	Bracket Height	Retracted Height	Unit Weight (lbs)	Qty/pallet
31721	#TJA-2000-B	Black Powder Coat	2,000 lbs	Top	14"	8"	20"	9.05	200
31766	#TJA-2000-Z	Zinc	2,000 lbs	Top	14"	8"	20"	9.05	200
31767	#TJA-5000-B	Black Powder Coat	5,000 lbs	Top	14"	10.5"	20"	9.63	200
31768	#TJA-2000-S-B	Black Powder Coat	2,000 lbs	Side	14.5"	9"	25"	11	160

JACKS ACCESSORIES


Order #	Mfr. #	Product Type	Capacity	Description	Unit Weight (lbs)	Qty/pallet (Qty/carton)
31769	#JC-101	Poly Caster Wheel	1,200 lbs	Wheel/Caster assembly with 2"X 6" wheel, fits 2" jack tube	3.31	300 (10)
31718	#JC-102	Steel Caster Wheel	1,200 lbs		4.20	300 (10)
31719	#JF-100-Z	Zinc Jack Foot	2,000 lbs	Jack foot with hardware, fits 2" tube, 1.7" tall, zinc	1.78	864 (36)
31770	#JF-99	Zinc Jack Foot	2,000 lbs	Jack foot with hardware, fits 2" tube, zinc	0.65	3600 (60)
31771	#JSP-100	Support Plate	2,000 lbs	Bottom support plate with 2.29" hole for 2K and 5K A-Frame Jacks	0.69	3000 (50)

A-FRAME JACKS



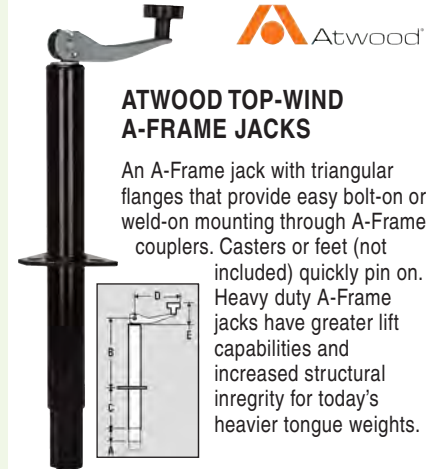
HUSKY A-FRAME TRAILER JACKS

Husky A-frame trailer jacks are designed in two styles: top-wind and side-wind, for use with all trailers. All Husky A-frame jacks come with a mounting bracket for easy bolt-on or weld-on mounting through A-frame mounted couplers. Husky jacks are available in a variety of weights (up to 5,000 lbs.) and adjustments (up to 11" adjustment) to meet all trailer needs. Finished in a durable powder coat finish and zinc plating.



Jack Specifications	Dim. A Fully Retracted	Dim. B	Dim. C	Dim. D	Dim. E Fully Retracted	Outer Tube Dia.
Top Wind 30774, 1,000 lb.	22-3/16"	19-11/16"	13-11/16"	6"	2-1/2"	2"
Top Wind 30775, 2,000 lb.	22-3/16"	20-1/8"	13"	7-3/16"	2"	2-3/16"
Top Wind 30780, 5,000 lb.	21-1/2"	20-1/8"	10-11/16"	9-7/16"	1-1/4"	2-3/16"
Side Wind 30781, 1,000 lb.	24-1/2"	15-1/2"	21-1/2"	6"	3"	2"
Side Wind 30782, 2,000 lb.	25"	23"	16"	7"	2"	2-3/16"


Description	Part #
Top-Wind Jacks	
1,000 lb. Capacity; Extends 23-1/4" below triangular bracket; Retracts to 8-1/2"; Provides 14-7/8" Lift	30774
2,000 lb. Capacity; Extends 23-1/2" below triangular bracket; Retracts to 9-1/4"; Provides 14-1/4" Lift	30775
5,000 lb. Capacity; Extends 25" below triangular bracket; Retracts to 10-3/4"; Provides 14-1/4" Lift. Recommended for use with foot pad	30780
Side-Wind Jacks	
Jack, 1,000 lbs.; Extends 24-1/4" below triangular bracket; Retracts to 9"; Provides 15-1/4" Lift	30781
Jack, 2,000 lbs.; Extends 23" below triangular bracket; Retracts to 9"; Provides 14-3/8" Lift	30782
Caster for Husky Jacks	
Wheel/Caster assembly, 2" w. x 6" dia. steel wheel, fits 2" jack tube; 1,200 lb. capacity	31718



ATWOOD TOP-WIND A-FRAME JACKS

An A-Frame jack with triangular flanges that provide easy bolt-on or weld-on mounting through A-Frame couplers. Casters or feet (not included) quickly pin on. Heavy duty A-Frame jacks have greater lift capabilities and increased structural integrity for today's heavier tongue weights.

70070 Atwood Top-Wind A-Frame Jack, 5000 lb. Capacity; A=1.4" Retracted, 15.5" Extended; B=10.7"; C=9.5" (recommended for use with **70082** Foot Pad) #80391 1



ATWOOD TOP-WIND A-FRAME JACK

An A-Frame jack with triangular brackets that provide easy bolt-on or weld-on mounting. Casters or feet (not included) quickly install on jack ram. Black.

Atwood Top-Wind A-Frame Jack:
70496 2000 lbs. Capacity; A=2.0" Retracted, 17.1" Extended; B=13.2"; C=7.0" (can use **70088** Caster, or **70082** Foot if extension tube is 6³/₄") #80401 1



ATWOOD JACK FOOT & CASTER

Jack foot, with convenient "twist-lock", provides easy attachment to the jack and quick removal for towing. Duraplas caster features twist-lock attachment to avoid loss or damage during travel. For use with Atwood Jacks only. Not for use with tongue weights over 1000 lbs.

Atwood Jack Foot:
70082 Atwood Jack Foot (Does not fit Husky A-Frame jacks) #82660 1
Atwood Duraplas Caster, 1000 lbs. Capacity:
70088 2" Dia., for Use with Jacks Having a 2" Dia. Ram (Does not fit Husky A-Frame jacks) #80552 1



HUSKY 1000# SWIVEL JACK

A thousand pounds of lifting power, this jack is Husky-tough!

- 1000 lb. rated tongue load. • 10" total travel.
 - 25" total lift. • Side crank with extra heavy screw drive. • Ergonomic handle grip. • Installs in minutes. • Fits square tongues up to 3" x 5".
 - Heavy duty polypropylene. • Wheel zinc plated finish. • Heavy duty pivot joint. • Pivots up for towing! • Pivots down for stowing! Unassembled – requires two 9/16" wrenches to install.
- All mounting hardware included. 3-year limited warranty.

Husky 1000# Swivel Jack:

30655 Box of 1 #30655 1

30554 Box of 2 #30554 1



DUTTON-LAINSON SWIVEL JACK W/8" INDEPENDENT WHEEL

Heavy-duty 8" wheel (removable) maneuvers easily over rough terrain. Reinforced wheel bracket for extra rigidity. 1500 lbs. capacity and 10" travel.

Four-bolt swivel mounting system for greater strength. Zinc-plated TUFFPLATE® finish for longer life. Fits square tongues up to 3" x 5" and includes all mounting hardware. 3-yr limited mfr. warranty.

79118 Tongue Jack 1500# with Independent Wheel #6851/22802 1

SUSPENSION PRO
SUSPENSION PRO TRAILER JACK

When hitching and unhitching loaded trailers, easy-to-install Suspension Pro Tongue Jacks are real back-savers. These smooth operating, heavy-duty jacks can be mounted in a variety of ways on various sizes of trailer tongues. These jacks reduce the physical effort required to maneuver a loaded trailer into hitching position or removing the trailer from your vehicle. All Suspension Pro models are made from heavy-gauge steel for strength and durability.



PIVOTING TONGUE JACKS (SWIVEL SIDE MOUNT)

Pivoting screw-type tongue jacks are easily rotated to a vertical use position and reduce cranking to a minimum. The jacks can be rotated to a towing position by operating the spring-loaded mechanism. Enclosed outer tube retards sand and dirt from coming in contact with miter gears and heavy-duty Acme screw. All necessary mounting hardware included. Fits square tongues up to 3" x 5". Floating miter gears allow for proper clearance, resulting in easier operation. The 2 1/2" diameter mounting hole in swivel bracket fits most other brands of mounting hardware. Maximum maneuverability from offset swivel caster assembly. Zinc-plated TUFFPLATE® finish, tough polypropylene wheel.

Order #	Type	Mounting Style	Capacity	Travel	Maximum Tongue Height	Mfr. Warranty
70471	Screw	Swivel-Side Mount Dual Wheel	1500 lbs./ 682kg	12"	28-1/2"	3-Year

SUSPENSION PRO
SUSPENSION PRO TOP-WIND 1000 lb. PIVOTING JACK

Pivoting screw-type tongue jacks are easily rotated to a vertical use position and reduce cranking to a minimum. The jack can be rotated to a towing position by operating the spring-loaded locking mechanism. 1000-lb. tongue weight capacity, zinc-plated TUFFPLATE® finish and tough polypropylene wheel. Swivel-Side mount with top handle.

78673 1000-lb. T/W Jack #22380 1



Before Trailer Dock



Trailer Dock

MARINE TECHNOLOGIES TRAILER DOCK

After installing Trailer Dock™



For use with trailer pad/wheel jack stand.

For boat, snowmobile, motorcycle, personal watercraft, towables and RV/camper trailers. Use it anywhere: camp site, driveway, garage, parking lot, storage location, and beach. Lifetime warranty from cracking or breaking. Works on concrete, asphalt, sand, rock, dirt, grass, and even muddy locations. Replaces those worn 2 by 4's. No more sinking in the mud. No more dents in the driveway. Easy lift with the rope handle. Light weight - bring it along it even floats! Extra heavy-duty 1000 LB tongue weight.

74076 Trailer Dock for Jack Stand wheel/pad #SA-6200 12

SWIVEL JACKS

RV ACCESSORIES



In Section M: Starter Kits Vehicle Items Window & Door Interior Accessories Mats Steps Camper Tie Downs Wheel Chocks Ladders Carriers Winches Levelers Jacks

MARINE SWIVEL JACKS

STANDARD SALT SPRAY ZINC FINISH

Marine swivel jacks are available in 1000lb, 1200lb and 1500lb lift capacities. 1000lb marine jack features a large deep seeded snap ring for durability. 1,200lb and 1,500lb marine jacks feature RAM's four pin bolt through design for superior side load capabilities. 1,000lb and 1,200lb marine jacks include a durable 6" wheel while the 1,500lb capacity jack features an open spoke heavy duty 8" wheel or dual 6" wheels. All swivel jacks come standard with a heavy duty 1/2" pull pin. Bolt on models come with hardware to fit up to a 3"x5" trailer frame. Boxed.




Order #	Mfr. #	Capacity	Travel	Bracket Height	Retracted Height	Bracket Type	Caster Size	Salt Spray Rating	Unit Weight (lbs)	Qty/pallet
31772	#MJ-1001B	1,000 lbs	10"	12.7"	23.25"	Bolt-On	6"	100 hrs	14.5	100
31773	#MJ-1200B	1,200 lbs	10"	12.7"	23.25"	Bolt-On	6"	100 hrs	15.1	100
31774	#MJ-1500B-DWL	1,500 lbs	12"	12.5"	25.25"	Bolt-On	Dual 6"	100 hrs	18.7	80

WELD-ON BRACKET AND PIPE MOUNT SWIVEL JACKS

These jacks are ideal for a variety of applications and swivel away during travel.

All bracket mount swivel jacks include a weldable mounting bracket. Topwind models include comfortable red claw knob and fold away solid bar handle. All jacks on this page come standard with 1/2" pull pin.

All pipe mount swivel jacks include a weldable mating pipe end. Topwind models include comfortable red claw knob and fold away solid bar handle. 2000lb and top-wind5000lb capacity jacks come standard with 9/16" pin and clip assembly. 5000lb side-wind models include 5/8" pin, 2" male mating pipe and clip.



31775, Bracket Mount

31776, Pipe Mount
31777, Pipe Mount
(As pictured but Sidewind Handle)

31779, Pipe Mount

31778, Pipe Mount

31780, Pipe Mount

Order #	Mfr. #	Capacity	Handle Styles	Travel	Bracket Height	Retracted Height	Bracket Type	Pull Pin Size	Finish	Unit Weight (lbs)	Qty/pallet
BRACKET MOUNT RETAINING RING SWIVEL JACK											
31775	#TJB-2001-B	2,000 lbs	Topwind	10"	11.25"	15.25"	Bracket	1/2"	Black	12.1	160
PIPE MOUNT SWIVEL JACKS											
31776	#TJP-2001-B	2,000 lbs	Topwind	10"	11.25"	15.25"	Pipe	9/16"	Black	11.7	160
31777	#TJP-2001S-B	2,000 lbs	Sidewind	10"	11.25"	17.5"	Pipe	9/16"	Black	13.5	130
31778	#TJP-5002-B	5,000 lbs	Topwind	15"	15"	20.25"	Pipe	9/16"	Black	14.5	160
31779	#TJP-5001S-B	5,000 lbs	Sidewind	10"	11.25"	17.5"	Pipe	5/8"	Black	13.8	120
31780	#TJP-5002S-B	5,000 lbs	Sidewind	15"	16.25"	23.25"	Pipe	5/8"	Black	16.8	120

SQUARE JACKS

These jacks are ideal for agricultural, industrial, horse, livestock and other applications. The 5000lb and 8000lb square tube jacks offer superior side load capacities. Topwind models include comfortable red claw knob and fold away solid bar handle applications.

Both fixed leg and drop leg models are offered. Tube mount models come with a weldable mating tube. Sidewind 8000lb jacks also comes with welded belly band on bottom of outer tube for added strength.

The 5000# models use 2-1/4" outer tube and 7.5"x3.85" foot pad, while the 8000# jacks come with 2.5" outer tube and 8"x6" foot pad.


HEAVY DUTY SQUARE JACKS

This heavy duty jack offers 12,000lb load support and a 10,000lb lift capacity. Sidewind jack includes heavy duty weldment with brass bushing for superior function. Sidewind shaft also has eased edge so no worries about getting cut. Spring return for fast retraction and handle, pin and clip are also included.



Order #	Mfr. #	Support Capacity	Lift Capacity	Handle Styles	Tube Size	Travel	Retracted Height	Bracket Height	Leg Style	Unit Weight (lbs)	Qty/pallet
SQUARE JACKS, PIPE MOUNT SWIVEL											
31781	#TJDP-5000-FLB	5,000 lbs	3,000 lbs	Topwind	2.25"	15"	24"	15.2"	Fixed Leg with Base	18.3	100
31782	#TJDP-7000S	8,000 lbs	7,000 lbs	Sidewind	2.5"	15"	25.5"	19"	Drop Leg	26.6	60
SQUARE JACKS, DIRECT WELD											
31783	#TJD-7000	8,000 lbs	7,000 lbs	Topwind	2.5"	15"	23.5"	N/A	Drop Leg	22.3	90
31784	#TJD-7000S	8,000 lbs	7,000 lbs	Sidewind	2.5"	15"	25.5"	N/A	Drop Leg	23.8	90

Order #	Mfr. #	Support Capacity	Lift Capacity	Handle Styles	Pull Pin	Travel	Retracted Height	Total Adjustment	Handle	Unit Weight (lbs)	Qty/pallet
HEAVY DUTY SQUARE JACKS, DIRECT WELD - SPRING RETURN											
31785	#TJD-12000SP-F	12,000 lbs	10,000 lbs	Sidewind	Front	12.5"	28.5"	25.5"	Yes	66	30
31786	#TJD-12000SP-FNH	12,000 lbs	10,000 lbs	Sidewind	Front	12.5"	28.5"	25.5"	No	63	30



Industrial grade ball bearing slides fit any width compartment. Attach your own storage platform and the slides will give you 100% slide-out extension for easy access to items stored in the back. Slides provide smooth, effortless extension. Safety latch mechanism holds your load in either the retracted or fully extended position. Readily accepts all cabinet drawer and storage box type constructions. Allows easy pullout access to heavy items such as toolboxes, storage racks, and appliances. 200 lbs. capacity.

H.D. Slide, Latch on Right:
74160 20" Length #905916000 1
74161 32" Length #905918000 1

SUPER SLIDE II

The **SuperSlide II** strikes a welcome balance between weight savings and cargo storing strength. **Overall Weight Savings.** As the RV buyer's list of "must-have" amenities grows, so does the overall weight of the RV. Saving a pound here and there becomes more and more critical. Weighing in around 50 pounds lighter than the original SuperSlide™, the SuperSlide II™ is a great place to shed a few extra pounds. **Storage Capacity.** The SuperSlide II easily handles evenly distributed loads up to 800 lbs. Plenty of capacity for toolboxes, extras, and all the big toys. Slides are available in several depths and are ready to finish to desired width. Slim side rails allow maximum side-to-side storage with no wasted space. **Smooth Access.** The powder-coated finish and stainless steel roller-bearings deliver smooth, easy operation. All slides securely latch in the extended and stowed positions. The 90" SuperSlide II pulls out in either direction, while other sizes pull out in one direction. **Fast, Easy Assembly.** End trim pieces for front and back are included, as are twelve 3/16" pop rivets for assembly.



Length determined by selecting SLIDE to fit compartment depth. SuperSlide II installation requires Trim Kit (see below).

SuperSlide II Assembly without Trim Kit:
73030 54" Length #905892000 1
73273 90" Length, 2-Way Pull #905849900 1

Width determined by selecting TRIM KIT width to fit compartment width. Trim Kit includes: 2 end pieces, jig kit, and 3 mid-rails. You add plywood and carpet.

Trim Kit for SuperSlide II:
73424 24" Width #905849024 1
73478 37" Width #905849037 1